

A Quick How to Guide: LinkedIn Learning on a Mobile Device



[LinkedIn Learning](#) is an online learning educational platform that gives you access to thousands of expert led courses in business, technology and creative skills. You can discover and complete courses related to your fields of interest. All free with your library card!

What you need

1. A valid WPL library card number and PIN
2. The LinkedIn Learning app downloaded on the device of your choice. Available for iOS or Android.

Logging into LinkedIn Learning in the app:

- Open the app on your device
- Tap “Sign in”
- Tap “Sign in with your library card”
- In the “Enter your Library ID” field add **mywpl**
- Ensure the whole ID line reads:
www.linkedin.com/learning-login/go/mywpl
- Tap “Continue”
- Enter your Library card number and PIN in the fields provided.

Personalizing your LinkedIn Learning Experience:

LinkedIn Learning will ask a few questions about your interests and goals:

- Click “Sounds good”
- Click your top business, tech and creative topics. You may choose as many as you like. Click “Continue”


Set a Weekly Goal:

LinkedIn Learning will help track your progress and remind you to keep learning.


- Choose 15, 30, 60 or 120 minutes.
- Click “Set goal”

Finding the Content You Want:

LinkedIn Learning will show you recommendations based on the choices you made.

- Top Picks for you: highlight courses based on your interests or viewing history
- Because you’re interested in: list based on your expressed interests.
- Search/Trending: tap the magnify glass  at the top of the screen to open the search


field- search by skill, topic or software.
Displays trending topics.

- Browse by Topic: tap the list icon:  to search lists of Business, Creative and Technology topics and subtopics.


-Access your current courses by tapping “In progress” on your homepage.

-Access your saved courses by tapping “Saved” on your homepage.

Watching a Course:

- Click on the course title or thumbnail.
- Tap the play button to start the welcome video watch the video to confirm if the course content meets your needs.
- The table of contents above the video player will track your progress as you watch the course. Bookmark  a chapter to return to it later.
- Find the course overview and transcript located under the video player.
- Use the notebook tab to take notes as you watch the course, press “Enter” to save your notes and export them by downloading them to your device.

Keeping Track of Your Courses

Tap the user icon  in the top right corner to open a record of your courses.

- In Progress: When you start a course, it will be saved here.
- Saved: When you save a course, it will be saved here.
- My Collections: create collections to organize similar courses.
- Learning History: When you’ve completed a course, it will be saved here.
- Skills: Search for, and save skills you are interested in.